

- When using the equipment, inspect it on a regular basis, paying special attention to risks and damages affecting operation of the equipment and the user's safety, and in particular to kinks and rope movement on sharp edges, oscillatory falls, electrical conductivity, any damages such as cuts, abrasions, corrosion, influence of extreme temperatures, negative influence of environmental factors, chemical substances.
- Personal fall protection equipment must be transported in a package (e.g.: bag made of moisture-proof textile or foil bag or cases made of steel or plastic) to protect it against damage or moisture.
- Personal fall protection equipment should be cleaned without causing adverse effect on the materials used in the production of the equipment. For textile materials (webbings, ropes) use agents suitable for delicate fabrics. Can be washed in hands or in a washing machine. Rinse thoroughly. Clean energy absorbers using damp cloth only. Do not immerse energy absorber in water. Wash textile products with water only. When the equipment becomes wet, either from being in use or after cleaning, allow it to dry naturally, and keep it away from sources of heat. In metallic products lubricate slightly some mechanical parts (springs, hinges, pawls, etc.) regularly to ensure their better operation.
- Personal fall protection equipment should be stored loosely packed in well-ventilated rooms, protected from direct light, UV degradation, dust, sharp edges, extreme temperatures and aggressive chemical substances.
- All parts of a personal fall protection equipment must conform to instruction manuals for the equipment and standards in force: EN 353-1, EN 353-2, EN 354, EN 355, EN 360 - for fall arrest systems; EN 362 - for connectors; EN341, EN1496, EN1497, EN1498 - for rescue devices; EN 361 - for full body harnesses; EN 813 - for sit harnesses; EN 358 – for work positioning systems; EN 795 - for anchor devices.

### IDENTITY CARD

It is responsibility of the user organisation to provide the Identity Card and to fill in the required details. Identity Card should be filled in before first use of the equipment by a competent person responsible in an organisation for personal fall protection equipment. Information regarding periodic inspections, repairs and reasons for withdrawal of the equipment from use are filled in by a competent person responsible in an organisation for personal fall protection equipment. Identity Card should be stored in a safe place throughout the whole period of use of the equipment. It is forbidden to use personal fall protection equipment if the Identity Card is not filled in.

|                       |  |                   |  |
|-----------------------|--|-------------------|--|
| DEVICE MODEL AND TYPE |  | DATE OF PURCHASE  |  |
| SERIAL NUMBER         |  | DATE OF FIRST USE |  |
| REFERENCE NUMBER      |  | USER NAME         |  |
| DATE OF MANUFACTURE   |  |                   |  |

### PERIODIC AND MAINTENANCE INSPECTIONS

| DATE OF INSPECTION | REASONS FOR INSPECTION/REPAIR | NOTICED DAMAGES, COMPLETED REPAIRS | FULL NAME AND SIGNATURE OF RESPONSIBLE PERSON | DATE OF NEXT INSPECTION |
|--------------------|-------------------------------|------------------------------------|---|-------------------------|
|                    |                               |                                    |   |                         |
|                    |                               |                                    |   |                         |
|                    |                               |                                    |   |                         |
|                    |                               |                                    |   |                         |
|                    |                               |                                    |   |                         |
|                    |                               |                                    |   |                         |
|                    |                               |                                    |   |                         |
|                    |                               |                                    |   |                         |
|                    |                               |                                    |   |                         |
|                    |                               |                                    |   |                         |
|                    |                               |                                    |   |                         |
|                    |                               |                                    |   |                         |
|                    |                               |                                    |   |                         |
|                    |                               |                                    |   |                         |

PROTEKT, 93-403 LODZ,  
ul. Starorudzka 9, POLAND,  
TEL: (48 42) 680 20 83  
FAX: (48 42) 680 20 93  
www.protekt.com.pl

Notified body for EU type examination according to PPE Regulation 2016/425:  
APAVE SUD EUROPE SAS (no 0082) - CS 60193 - F13322 MARSEILLE CEDEX 16 - France

Notified body for control production:  
APAVE SUD EUROPE SAS (no 0082) - CS 60193 - F13322 MARSEILLE CEDEX 16 - France

## Instruction Manual



READ CAREFULLY  
BEFORE  
USE THE EQUIPMENT

# € € 0082

EN 353-2:2002

### DEVICE DESCRIPTION

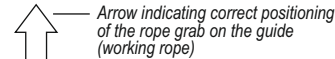
LINOSTOP II is a guided type fall arrester device on flexible guide that is a part of personal protective equipment against falls from a height. The device is compliant with EN 353-2. The device includes the polyester guide (working ropes) of 12 mm diameter.

LINOSTOP II can be used to protect a single user only.

### ATTENTION:

LINOSTOP II is a complete component of fall arrest system. The rope grab is permanently fixed on the guide (working rope) and any activity to remove the rope grab from the rope is strictly forbidden.

### MARKINGS



GUIDED TYPE FALL ARRESTER — Type of device

LINOSTOP II — Reference of the guided type fall arrester

€ € 0082 — CE marking and number of the notified body controlling manufacturing of the equipment

EN 353-2:2002 — Number and year of the European Standard, the device is compliant with.

LENGTH: xx m — Length of the guide (working rope)

Manufacture date: MM.RRRR — month and year of manufacture

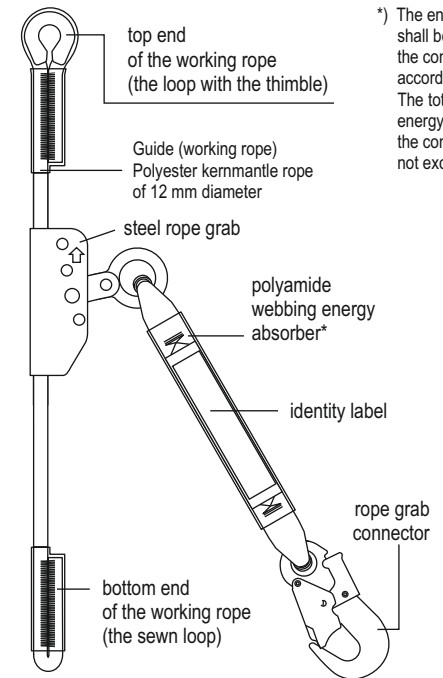
Serial number: XXXXXXXX — Serial number of the device



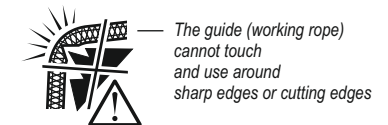
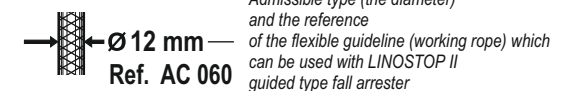
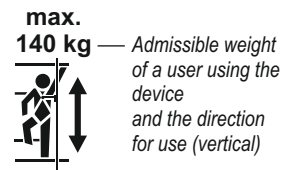
Caution!  
Read the manual before use

# PROTEKT®

## GUIDED TYPE FALL ARRESTER ON FLEXIBLE GUIDE LINOSTOP II Ref. AC 060



\*) The energy absorber shall be equipped with the connector certified according to EN 362. The total length of the energy absorber with the connector should not exceed 44 cm.



PROTEKT® — Designation of the device manufacturer or distributor

### Periodic inspections

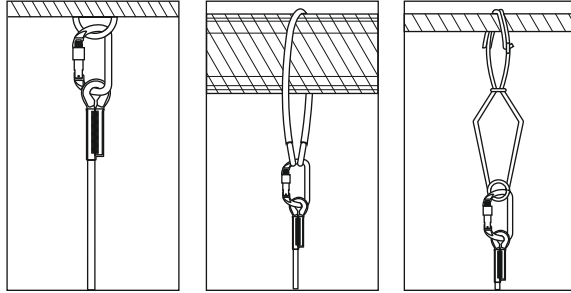
The device LINOSTOP II must be inspected at least once every 12 months from the date of first use. Periodic inspections must only be carried out by a competent person who has the knowledge and training required for personal protective equipment periodic inspections. Depending upon the type and environment of work, inspections may be needed to be carried out more frequently than once every 12 months. Every periodic inspection must be recorded in the Identity Card of the equipment.

### Maximum lifespan of the equipment

The maximum lifespan of the device is 10 years from the date of manufacture. The device must be withdrawn from use immediately and destroyed when it has been used to arrest a fall or it fails to pass inspection or there are any doubt as to its reliability.

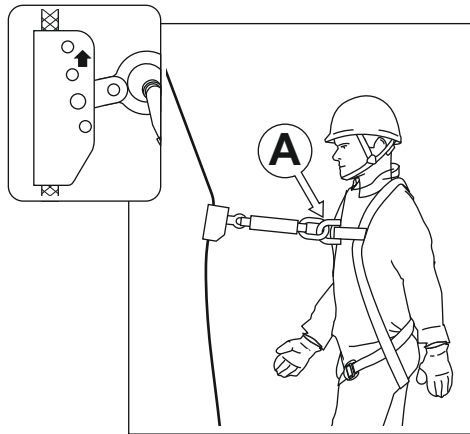
ATTENTION: The LINOSTOP II maximum lifetime depends on the intensity of usage and the environment of usage. Using the lanyard in rough environment, marine environment, contact with sharp edges, exposure to extreme temperatures or aggressive substances, etc. can lead to the withdrawal from use even after one use

The guide (working rope) is to be connected to the structural anchorage point by means of the connector or anchoring device compliant with EN362 or EN795 standard. The structural anchorage point should have static resistance of min. 12 kN. The shape and design of the structural anchor point should not let self-acting disconnection of the guide. It is recommended to use certified and approved anchorage points conforming to EN795.



The connector of the rope grab must be connected to front or back attaching point of full body harness, marked with a capital "A" letter. The full body harness must comply with EN361 standard. The arrow located on the front wall of the guide must be directed up to the top end of the guide, towards the anchorage point.

The connector of the rope grab must be connected to the attachment point of full body harness, designated with the capital "A" letter. It's recommended to use front attachment point. The full body harness must comply with EN361 standard.



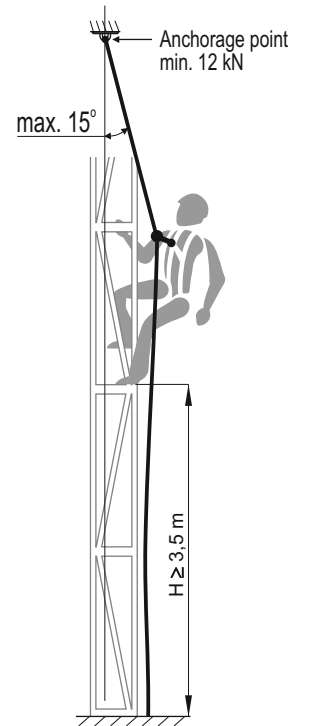
**ATTENTION:** Every time before using the equipment protecting against falls from height that employs the AC010 one needs to check if all the components are properly interconnected to one another and cooperate smoothly, as well as if they are compliant with compulsory standards:

- EN 361 – for full body harness;
- EN 362 – for connectors;
- EN 795 – for anchoring devices;

**ATTENTION:** While ascending and descending over the first 2 meters above the reference level the user might not be properly secured against hitting the ground while falling, thus special care must be taken while working in this range of heights.

## MAIN RULES WHILE WORKING WITH THE DEVICE

- The necessary minimum clearance below the feet of the user ("H"), in order to avoid collision with the structure or ground in a fall from a height is 3,5 m. If the guide (working rope) of the length greater than 20 m is used, the free space underneath the user should be increased by 5% of the guide length.
- The AC060 is vertical device. The guide line should be to the anchor point situated in the vertical line directly above the user. The maximum admissible deflection of the working rope from the vertical equals 15° while the user moves horizontally from structural anchor point line.
- Using the device in connection with personal protective equipment against falls from a height must be compatible with manual instructions of this equipment and obligatory standards:
  - EN353-1, EN353-2, EN355, EN354, EN360 - for the fall arrest systems;
  - EN362 - for the connectors;
  - EN1496, EN341 - for rescue devices;
  - EN795 - for anchor devices.



### ESSENTIAL PRINCIPLES FOR USE OF PERSONAL FALL PROTECTION EQUIPMENT

- Personal fall protection equipment should be used only by personnel trained in this respect.
- Personal fall protection equipment must not be used by a person with medical condition that could affect the safety of the equipment user in normal and emergency use.
- Draw a rescue plan to be implemented during operation whenever necessary.
- Being suspended in personal fall protection equipment (e.g. after arresting a fall) please note symptoms of suspension trauma
- To avoid negative effects of suspension make sure a corresponding rescue action plan is prepared. It is recommended to use support tapes.
- It is forbidden to make any alterations or additions to the equipment without the manufacturer's prior written consent.
- Any repair shall only be carried out by manufacturer of the equipment or his certified representative.
- Personal fall protection equipment shall not be used for any purpose other than intended.
- Personal fall protection equipment provides individual protection and shall be used by one person only.
- Before each use make sure that all parts of the fall arresting system cooperate correctly. Periodically examine connections and fitting of components of the equipment to prevent any accidental loosening or disconnection.
- It is forbidden to use a combination of equipment where function of any one item is affected by, or interferes with the function of any other.
- Before each use of personal fall protection equipment carry out a detailed inspection to ensure that the device is operable and operates correctly.
- In particular, before use inspect all accessible elements of the equipment for any damages, excessive wear, corrosion, abrasion, cutting or improper function. On individual devices pay particular attention to:
  - in full body harness, sit harnesses and work positioning devices: buckles, regulating elements, attachment points (buckles), webbing, seams, belt loops;
  - in energy absorbers: attachment loops, webbing, seams, housing, connectors;
  - in lanyards and textile guides: rope, loops, thimbles, connectors, regulating parts, splices;
  - in lanyards and steel guides: rope, wires, clamps, loops, thimbles, connectors, regulating parts;
  - in retractable type fall arresters: lanyard or webbing, retractor and locking mechanism for proper operation, housing, energy absorber, connectors;
  - in guided type fall arresters: body, proper guiding, locking mechanism for proper operation, rollers, bolts and rivets, connectors, energy absorber;
  - in metal parts (connectors, hooks, snap hooks): load-bearing body, rivets, main pawl, function of locking gear.
- At least once a year, after each 12 months of use, personal fall protection equipment must be withdrawn from use to carry out periodic detailed inspection. Periodic inspection may be carried out by a properly qualified and skilled person. Also periodic inspection may be carried by manufacturer of the equipment or his authorized representative.
- In some cases, if the fall protection equipment has a complex design (e.g. fall arresters), periodic inspections can be carried out by manufacturer of the equipment, or his authorized representative only. After the periodic inspection, date of the next inspection should be arranged.
- Regular periodic inspections are essential in respect of the equipment condition and safety of users which is dependant on functionality and durability of the equipment.
- During periodic inspection it is necessary to check the legibility of all markings on the equipment (identity label of the device). Do not use the equipment if marking is illegible.
- It is essential for the user's safety that the product is re-sold outside the original country of destination the reseller must provide instructions for use, for maintenance, for periodic inspection and for repair in language of the country where the product is to be used.
- Personal fall protection equipment must be withdrawn from use and discarded immediately (or other procedures based on instruction manual should be applied) if it has been used to arrest a fall.
- Full body harness compliant with EN 361 is the only device supporting user's body in fall arrest systems.
- Fall arrest system can be connected to attachment points (buckles, loops) on full body harness marked with capital letter "A"
- Anchor point (device) of the fall protection equipment should have a stable structure and position so as to prevent a possibility of the load fall and minimize a free fall distance. Anchor point of the equipment should be located above the user's work station. The shape and construction of the anchor device/point shall not allow for a self-acting disconnection of the equipment. Minimal strength of the equipment anchor point should be 12kN. It is recommended to use certified and marked anchor points of the equipment compliant with EN 795.
- It is obligatory to verify the free space required under the user at workplace before each occasion of using the fall protection system, so that, in case of a fall, there is no collision with the ground or other obstacle in the fall path. The required free space should be determined on basis