

- there are many hazards that may affect the performance of the equipment and corresponding safety precautions that have to be observed during equipment utilization, especially:
 - trailing or looping of lanyards or lifelines over sharp edges,
 - any defects like cutting, abrasion, corrosion,
 - climatic exposure,
 - pendulum falls,
 - extremes of temperature,
 - chemical reagents,
 - electrical conductivity.
- personal protective equipment must be transported in the package (e.g.: bag made of moisture-proof textile or foil bag or cases made of steel or plastic) to protect it against damage or moisture.
- the equipment can be cleaned without causing adverse effect on the materials in the manufacture of the equipment. For textile products use mild detergents for delicate fabrics, wash by hand or in a machine and rinse in water. Plastic parts can be cleaned only with water. When the equipment becomes wet, either from being in use or when due cleaning, it shall be allowed to dry naturally, and shall be kept away from direct heat. In metallic products some mechanic parts (spring, pin, hinge, etc.) can be regularly slightly lubricated to ensure better operation.
- Other maintenance and cleaning procedures should be adhered to detailed instructions stated in the manual of the equipment.
- personal protective equipment should be stored loosely packed, in a well-ventilated place, protected from direct light, ultraviolet degradation, damp environment, sharp edges, extreme temperatures and corrosive or aggressive substances.

IT IS THE RESPONSIBILITY OF THE USER ORGANISATION TO PROVIDE THE IDENTITY CARD AND TO FILL IN THE DETAILS REQUIRED. THE IDENTITY CARD SHOULD BE FILLED IN ONLY BY A COMPETENT PERSON RESPONSIBLE FOR PROTECTIVE EQUIPMENT. THE IDENTITY CARD SHOULD BE FILLED IN BEFORE THE FIRST USE OF THE EQUIPMENT. ANY INFORMATION ABOUT THE EQUIPMENT LIKE: PERIODIC INSPECTIONS, REPAIRS, REASONS OF EQUIPMENT'S WITHDRAWN FROM USE SHALL BE NOTED. THE IDENTITY CARD SHOULD BE STORED DURING A WHOLE PERIOD OF EQUIPMENT UTILIZATION. DO NOT USE THE EQUIPMENT WITHOUT THE IDENTITY CARD.

IDENTITY CARD

MODEL AND TYPE OF EQUIPMENT			
REF. NUMBER			
SERIAL NUMBER		DATE OF MANUF.	
USER NAME			
DATE OF PURCHASE		DATE OF PUTTING INTO OPERATION	

PERIODIC EXAMINATION AND REPAIR HISTORY

	DATE	REASON FOR ENTRY PERIODIC EXAMINATION OR REPAIR	DEFECTS NOTED, REPAIRS CARRIED OUT AND OTHER RELEVANT INFORMATIONS	NAME AND SIGNATURE OF COMPETENT PERSON	PERIODIC EXAMINATION NEXT DUE DATE
1					
2					
3					
4					

Notified body, at which the European certification was performed and which supervises the production of the equipment:
PAVE SUDEUROPE SAS - BP 193 - 13322 MARSEILLE CEDEX 16 - FRANCE

PROTEKT, 93-403 LODZ, ul. Starorudzka 9, POLAND, TEL: (48 42) 680 20 83, FAX: (48 42) 680 20 93, www.protekt.com.pl



Instruction Manual

READ CAREFULLY BEFORE USE
THE EQUIPMENT

CE 0082

EN 361:2002
EN 1497:2007

PROTEKT®
SAFETY AND RESCUE HARNESS
P14R
Ref.: AB 114 01

Safety harness is the basic element of fall arrest equipment. Harness P 14R complies with EN 361 - as a safety harness and EN 1497 as a rescue harness. The maximum load of the sit harness is 100 kg

BASIC EQUIPMENT

- front attaching buckles - for fall arrest systems
 - the same front attaching buckles - for attaching rescue equipment (independently used)
 - connecting and adjusting buckles - for comfort wearing and using of harness
1. Shoulder strap.
 2. Shoulder strap adjusting buckle.
 3. Frontal attaching D-ring - for attaching fall arrest system.
Frontal attaching buckles - can be utilized as a rescue harness according EN 1497.
 4. Chest strap adjusting buckles.
 5. Thigh straps.
 6. Thigh straps connecting/adjusting buckles.
 7. Crossing plate.
 8. Tool Loops.
 9. Identity label

DESCRIPTION

Full body harness P 14R is made of polyamide/polyester 44mm wide webbing which is sewn and connected by metal buckles.
 Harness P 14R is equipped with front two D-rings for fall protection system or rescue equipment.

Periodic inspections

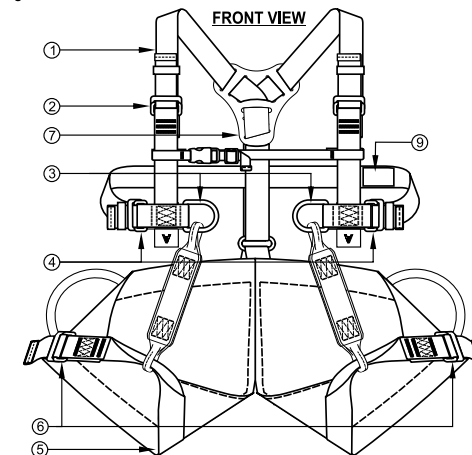
The safety harness must be inspected at least once every 12 months from the date of first use. Periodic inspections must only be carried out by a competent person who has the knowledge and training required for personal protective equipment periodic inspections. Depending upon the type and environment of work, inspections may be needed to be carried out more frequently than once every 12 months. Every periodic inspection must be recorded in the Identity Card of the equipment.

Maximum lifespan of the equipment

The maximum lifespan of the harness is 10 years from the date of manufacture. The harness must be withdrawn from use immediately and destroyed when it has been used to arrest a fall or it fails to pass inspection or there are any doubts as to its reliability.
 ATTENTION: The harness maximum lifetime depends on the intensity of usage and the environment of usage. Using the harness in rough environment, marine environment, contact with sharp edges, exposure to extreme temperatures or aggressive substances, etc. can lead to the withdrawal from use even after one use.

HARNESS MARKING

- a Device type,
- b Model symbol,
- c Reference number,
- d number/year European standards
- e CE mark and number of the notified body controlling manufacturing of the equipment,
- f Month and year of manufacture,
- g Serial number of the harness,
- h Harness size,
- i Caution: read the manual,
- j identification of the harness manufacturer or distributor.

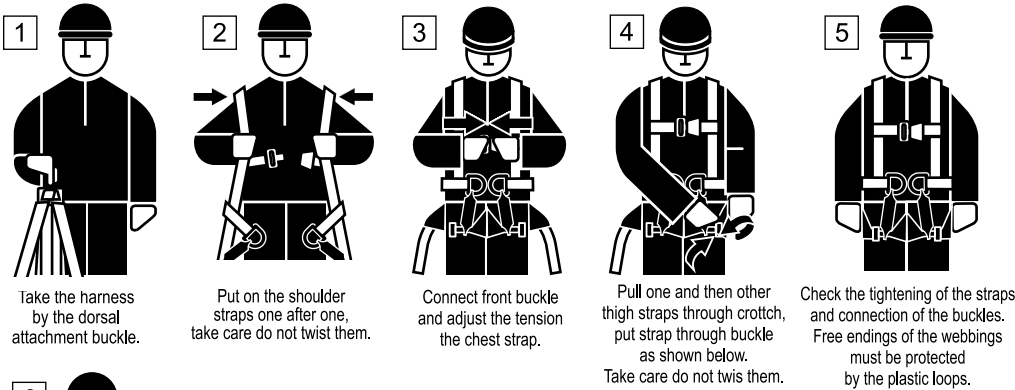


SIZES

Harness P 14R is manufactured in two sizes:
 - universal - M-XL (M - medium size, XL - extra large size)
 - extra large - XXL (XXL - extra extra large size)

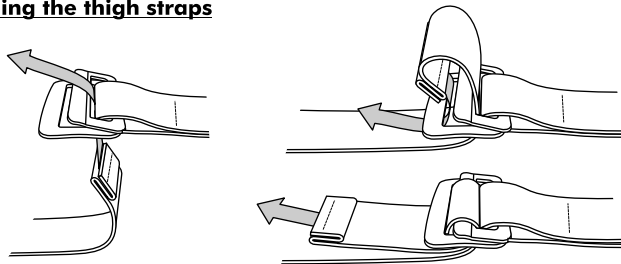
e	a	c	b	d	f	g	j	i	h
P14R SAFETY HARNESS Ref. AB 114 01 EN 361:2002 EN 1497:2007 MAX. LOAD 100 kg CE 0082					Date of manufacture: 03.2013		Size: <input type="checkbox"/> M-XL <input type="checkbox"/> XXL		
					Serial number: 0000001				
PROTEKT®									

HOW TO PUT ON THE HARNESS



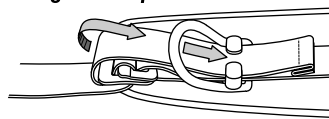
All straps should be fitted to the body and placed symmetrical.

Fastening the thigh straps



ATTENTION: Always protect free end of the strap with the loop

protecting belt strap




protecting thigh strap



Adjusting the straps

Tightening



Loosening



Harness is put on correctly if:

- all straps are correctly adjusted (neither too loose nor too tight).
- front connecting snap hook is correctly positioned at the middle of the chest.
- the ends of the all straps must be kept by plastic loops.

ADMISSIBLE TIME OF USE

Safety harness can be used for 5 years. After this period the harness must be withdrawn from use to carry out manufacturer's detailed inspection

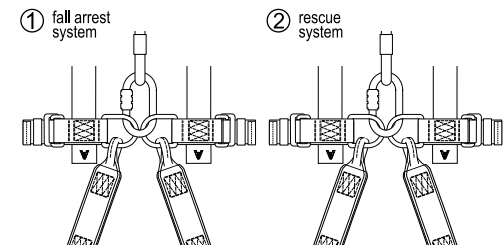
The manufacturer's inspection can be carried out by:

- manufacturer
- or person recommended by manufacturer
- or company recommended by manufacturer.

During this inspection will be established admissible time of harness use till next manufacturer's inspection.

ATTACHING FALL ARREST SYSTEM

- Fall arrest system must be connected only to the attaching elements of the harness marked by capital letter A. The fall arrest system must be connected only to: - front attaching D-rings - drawing (1)
- The rescue system must be connected only to: - front attaching D-rings - drawing (2).
- Front attaching D-rings are marked by a capital letter A (1/2 filled) placed on the label sewn into webbing next to D-rings. See drawings.
- **ATTENTION: It is strictly forbidden to attach fall arrest system and rescue system in the same time.**



Using the harness in connection with fall arrest system must be compatible with manual instructions of the fall arrest systems and obligatory standards:

- EN353-1, EN353-2, EN355, EN354, EN360, EN362 - for the fall arrest systems;
- EN341 - for the rescue equipment.

the harness must be taken out of service and destroyed by a competent person after being used to arrest a fall. it is strictly forbidden to make any modifications to the harness yourself.

ATTENTION: Before use the rescue harness for the first time the user should carry out a suspension test in a safe place to ensure that the rescue harness is the correct size, has sufficient adjustment and is of an acceptable comfort level for the intended use.

Structural anchor point for connecting fall arrest system should be situated above the working position and should have static resistance min. 12 kN. The shape of the structural anchor point should not let self-acting disconnection of fall arrest system.

It is recommended to use certified and marked structural anchor point complied with EN 795.

THE ESSENTIAL PRINCIPLES FOR USERS OF PERSONAL PROTECTIVE EQUIPMENT AGAINST FALLS FROM A HEIGHT

- personal protective equipment shall only be used by a person trained and competent in its safe use.
- the user should read and understand the information supplied by the manufacturer before using the equipment.
- personal protective equipment must not be used by a person with medical condition that could affect the safety of the equipment user in normal and emergency use.
- a rescue plan shall be in place to deal with any emergencies that could arise during the work.
- being suspended in PPE (e.g. arresting a fall), beware of suspension trauma symptoms. To avoid symptoms of suspension trauma, be sure that the proper rescue plan is ready for use. It is recommended to use trauma relief straps.
- it is forbidden to make any alterations or additions to the equipment without the manufacturer's prior written consent.
- any repair shall only be carried out by equipment manufacturer or his certified representative.
- personal protective equipment shall not be used outside its limitations, or for any purpose other than that for which it is intended.
- personal protective equipment should be a personal issue item.
- before use ensure about the compatibility of items of equipment assembled into a fall arrest system. Periodically check connecting and adjusting of the equipment components to avoid accidental loosening or disconnecting of the components.
- it is forbidden to use combinations of items of equipment in which the safe function of any one item is affected by or interferes with the safe function of another.
- before each use of personal protective equipment it is obligatory to carry out a pre-use check of the equipment, to ensure that it is in a serviceable condition and operates correctly before it is used.
- during pre-use check it is necessary to inspect all elements of the equipment in respect of any damages, excessive wear, corrosion, abrasion, cutting or incorrect acting, especially take into consideration:
 - in full body harnesses and belts - buckles, adjusting elements, attaching points, webbings, seams, loops;
 - in energy absorbers - attaching loops, webbing, seams, casing, connectors;
 - in textile lanyards or lifelines or guidelines - rope, loops, thimbles, connectors, adjusting element, splices;
 - in steel lanyards or lifelines or guidelines - cable, wires, clips, ferrules, loops, thimbles, connectors, adjusting elements;
 - in retractable fall arresters - cable or webbing, retractor and brake proper acting, casing, energy absorber, connector;
 - in guided type fall arresters - body of the fall arrester, sliding function, locking gear acting, rivets and screws, connector, energy absorber;
 - in connectors - main body, rivets, gate, locking gear acting.
- after every 12 months of utilization, personal protective equipment must be withdrawn from use to carry out periodical detailed inspection. The periodic inspection must be carried out by a competent person for periodic inspection. The periodic inspection can be carried out also by the manufacturer or his authorized representative. In case of some types of the complex equipment e.g. some types of retractable fall arresters the annual inspection can be carried out only by the manufacturer or his authorized representative.
- regular periodic inspections are the essential for equipment maintenance and the safety of the users which depends upon the continued efficiency and durability of the equipment.
- during periodic inspection it is necessary to check the legibility of the equipment marking.
- it is essential for the safety of the user that if the product is re-sold outside the original country of destination the reseller shall provide instructions for use, for maintenance, for periodic examination and for repair in language of the country in which the product is to be used.
- personal protective equipment must be withdrawn from use immediately when any doubt arise about its condition for safe use and not used again until confirmed in writing by equipment manufacturer or his representative after carried out the detailed inspection.
- personal protective equipment must be withdrawn from use immediately and destroyed (or another procedures shall be introduced according detailed instruction from equipment manual) when it have been used to arrest a fall.
- a full body harness is the only acceptable body holding device that can be used in a fall arrest system.
- the anchor device or anchor point for the fall arrest system should always be positioned, and the work carried out in such a way, as to minimise both the potential for falls and potential fall distance. The anchor device/point should be placed above the position of the user. The shape and construction of the anchor device/point shall not allowed to self-acting disconnection of the equipment. Minimal static strength of the anchor device/point is 12 kN. It is recommended to use certified and marked structural anchor point complied with EN795.
- it is obligatory to verify the free space required beneath the user at the workplace before each occasion of use the fall arrest system, so that, in the case of a fall, there will be no collision with the ground or other obstacle in the fall path. The required value of the free space should be taken from instruction manual of used equipment.